

HDMI to CAT6 Transmitter

- ID# 788



Operation Manual

Introduction

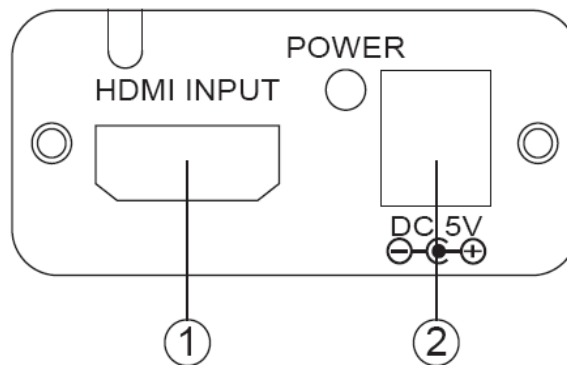
This is the transmitter (Tx) unit of HDMI to CAT6 Solution that can extend HDMI digital signal through CAT-6 cables. This is compatible with HDMI v1.3 specifications, a cutting-edge technology which defines the supports to transfer Deep Color (12 bits/color) video and new lossless compressed (Dolby TrueHD, Dolby Digital Plus and DTS-HD Master Audio) Digital audio, with a bandwidth up to 225MHz. The installation of HDMI to CAT6 is easy and quick, simply place transmitter side next to your HDTV source such as a DVD player, then place the receiver side next to your CAT 6 to CAT6 repeater unit and get all necessary cables connected and enjoy.

Features

- HDMI 1.3, HDCP 1.1 and DVI1.1 Compliant.
- Supports digital video formats in Deep Color Mode at up to 36 bits (12bits/color) and new lossless compressed (Dolby TrueHD, Dolby Digital Plus and DTS-HD Master Audio) Digital audio .
- Supports CAT-6 cables for data/DDC transmission.
- Supports equalize and recover incoming TMDS data before re-transmitting them with optimal quality regardless of the incoming signal quality.
- Supports high definition resolution, the cable distance test with 1080p/8bits resolution the Input/Output source can run up to 30/45 meters. If 1080p/12bits resolution the Input/Output source can run up to 15/15 meters.
- Supports CEC bypass.
- Supports xvYCC.

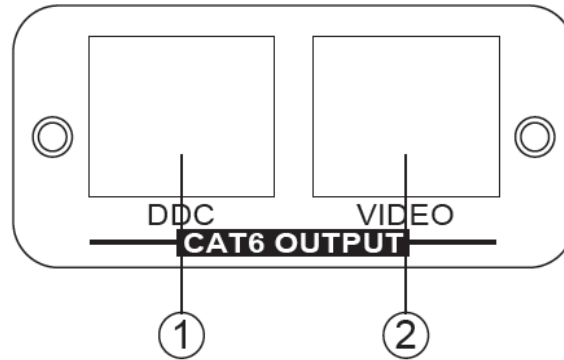
Operation Controls and Functions

Front Panel



- 1. HDMI input:** Connect the HDMI input port to the HDMI or DVI output of your source equipment such as DVD player or set-top-box.
- 2. Power:** Plug the 5VDC power supply into the unit and connect the adaptor to AC wall outlet.

Rear Panel



1. DDC output: Connect the DDC output to the DDC input of the receiver unit using CAT-6 cable.


2. Video output: Connect the video output to the video input of the receiver unit using CAT-6 cable.

Note: A. Cable tested with CAT-6E / 23AWG / Solid and therefore, cable with different specification may result in different distance.

B. Cable distance tested with equipment PS3 20G, 37" Philips 8 bit LCD TV and 37" SamSung 12 bit LCD TV.

C. Figures provided in this manual are reference figures only, actual figures may depend on source and display use with cable specification.

Installation and Connection



Specifications

Input Ports	1 x HDMI
Output Port	1 x CAT-6 input for Video, 1 x CAT6 input for DDC
Power Supply	5V/2.6A DC (US/EU standards, CE/FCC/UL certified)
Dimensions (mm)	50(W) x 62(D) x 23(H)
Weight(g)	90
Chassis Material	Aluminum
Silkscreen Color	Black
Operating Temperature	0°C ~ 40°C