

HDMI v1.3 3 by 1 Switcher - ID# 891



Operation Manual

Introduction

The HDMI v1.3 3 by 1 Switcher makes it easier to switch between devices without having to always disconnect them directly from our TV/Display, enter. This three input and one HDMI output switcher makes our lives easier by bringing together our favorite recreational HDMI devices. With CEC & EDID bypass we gain the ability to turn both source and display on or off with a simple touch. This switcher is also DVI compatible if using a converter. So using your set-top-box, Blu Ray player and PS3/Xbox 360 with this Switcher will put the fun back in your free time.

Features

- HDMI v1.3, HDCP 1.1 and DVI 1.0 compliant
- Supports 30/36 bits color depth display
- Supports High Definition audio – Dolby Digital TrueHD and DTS-HD
- An Automatic Signal Enhancement feature that can improve signal quality after long distance transmission
- Push-Button-Switching and Auto-Switching
- LED indicators for input selection
- Ideal for integrating your game consoles with your home entertainment system
- CEC and EDID bypass
- Supports high resolution input:
PC: VGA, SVGA, XGA, SXGA, UXGA (1600 x 1200) and 1920 x 1200
HDTV: 480i, 480p, 576i, 576p, 720p, 1080i and 1080p
- Easy to install and operate

Applications

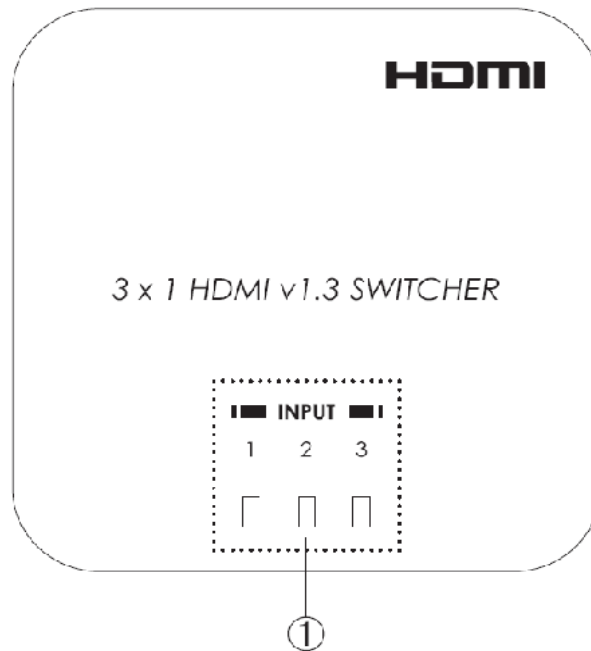
- PS3 & X-Box gaming
- Showroom display control
- Educational demo
- Installation usage
- Advertising display

System Requirements

Input source equipment with HDMI cable and output display with HDMI cable.

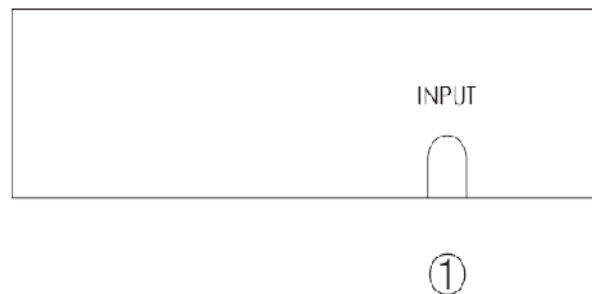
Operation Controls and Functions

Top Panel



① **Input LED indicators:** Press the INPUT button repeatedly to switch to your desired source and the LED will turn on to indicate which input source has been selected.

Front Panel



① **INPUT switch:** Press the button repeatedly to switch to your desired input source.

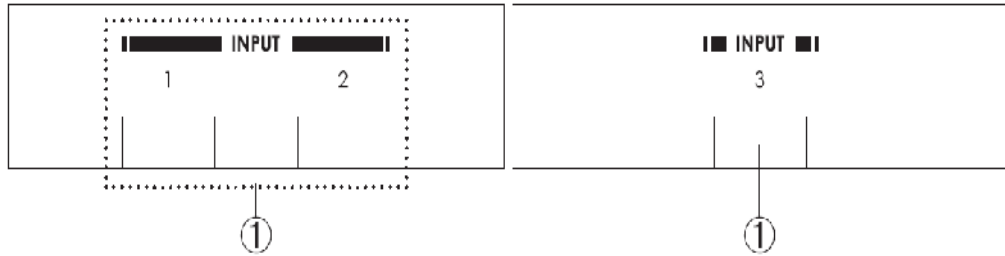
Push-Button-Switching and Auto-Switching

At any time, you can press the INPUT button to cycle between the inputs, this is a manual operation which super cedes all others, there is an auto-switching feature for your convenience. Every time a new source is plugged into the unit, or an already connected source is powered on, the input selection will automatically be set to the newly activated source.

Last Memory

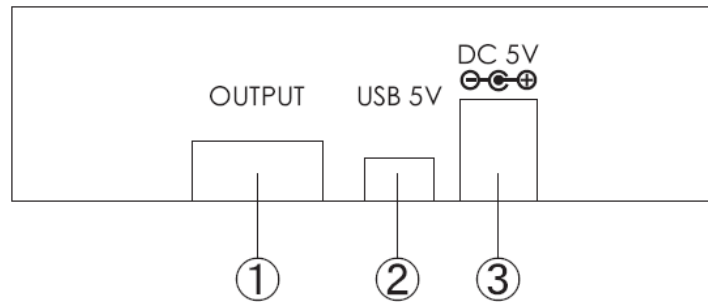
The unit will remember the last selected input port before being powered off, and will set to the same number the next time it is turned on.

Side Panel



① **HDMI inputs:** Connect to the HDMI output port of your source device such as a DVD/Blu Ray Player or game console.

Rear Panel



- ① **HDMI output:** Connect to the HDMI display.
- ② **USB 5V:** Using a USB cable connect to the USB port of a computer or game console in order to get power.
- ③ **DC 5V (optional):** This device can be powered by USB, without an additional source of power. Only when there is no USB connection will you need to plug in the 5V DC power supply adaptor.

Specifications

Frequency Bandwidth	2.25Gbps (single link)
Input Ports	3 x HDMI Female Ports (Type A Connector)
Output Port	1 x HDMI Female Port (Type A Connector)
Power Supply	Power over mini USB
ESD Protection	Human body model: ± 8kV (air-gap discharge) ± 4kV (contact discharge)
Dimensions (mm)	100(W) x 70(D) x 20(H)
Weight(g)	90
Chassis Material	Plastic
Silkscreen Color	White
Power Consumption	2.5W
Operating Temperature	0°C ~ 40°C / 32°F ~ 104°F
Storage Temperature	-20°C ~ 60°C / -4°F ~ 140°F
Relative Humidity	20~60% RH (non-condensing)

Connection

