

HDMI 4Kx2K Audio Extractor

15217



Operation Manual

Introduction

The HDMI 4K×2K Audio Extractor allows you to de-embed the audio signal from an HDMI source. With this Audio Extractor you can take your original HDMI audio signal and convert it to digital optical or analog stereo (L/R) audio, allowing you to output your audio signal to an external audio system or to extend your audio signal pathway. It also has the added benefit of 4K×2K and 3D support, allowing full resolution video and eliminating the need to downscale the image.

Features

- Compliant with HDMI, HDCP 1.2 and DVI 1.0
- Supports HDMI audio sampling rates up to 192kHz
- Supports Optical (S/PDIF) digital audio sampling rates up to 192kHz
- HDMI supports high-bit-rate (HBR) audio
- No HDMI output connection is required for analog or optical audio output
- Supports analog stereo (L/R) and Optical digital audio (S/PDIF) outputs
- Supports maximum input and output HDMI cable lengths of up to 15 meters each at 1080p/8-bit resolution or 10 meters each at 1080p/12-bit or 4K×2K resolution
- Supports built-in audio EDID switching between LPCM 2CH, TV (external) EDID or Bitstream audio
- Supports 4K×2K resolution and 3D signals

Note: For playback of 4K×2K/3D HDMI source signals, a 4K×2K/3D capable display and High Speed HDMI cables are required.

Applications

- Play a game console on monitor lacking audio output by connecting a separate audio system
- Extend your audio signal
- Audio extraction for non-HDMI AV Receivers or wider audio systems
- De-embedding of HDMI digital audio to optical digital or analog outputs
- De-embed HDMI audio for use with non-HDMI equipped devices such as an AV Receiver

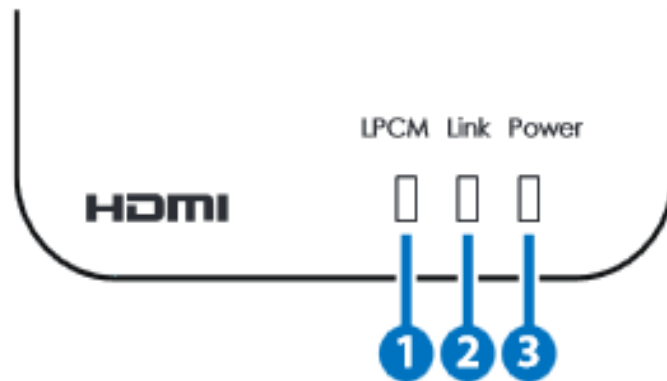
System Requirements

Source device such as a Blu-ray player or games console and display (TV/monitor) and amplifier/active speakers with suitable connection cables



Operation Controls and Functions

Top Panel



1. LPCM LED:

This LED will illuminate to indicate that the output audio EDID is switched to LPCM 2CH

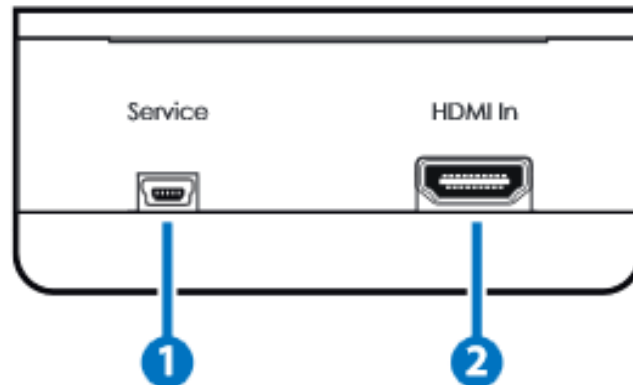
2. Link LED:

This LED will illuminate when an active HDMI signal is being received.

3. Power LED:

This LED will illuminate when the unit is connected to an active power supply.

Right Panel



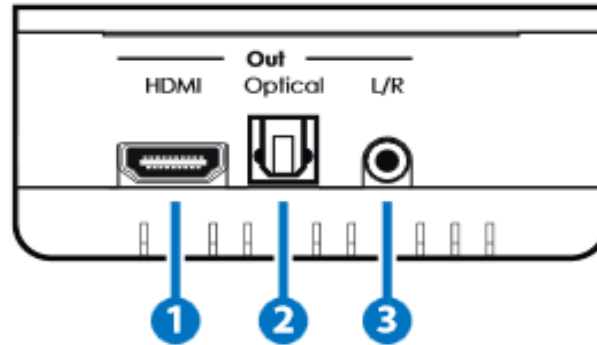
1. Service:

Manufacturer use only.

2. HDMI In:

Connect to source device such as a Blu-ray player or games console with an HDMI cable.

Left Panel



1. HDMI Out:

Connect the HDMI output port to the HDMI input port of your display with an HDMI cable.

Note:

1. For playback of 4K×2K/3D HDMI source signals, a 4K×2K/3D capable display and High Speed HDMI cables are required.

2. No HDMI output connection is required for analog or optical audio output.

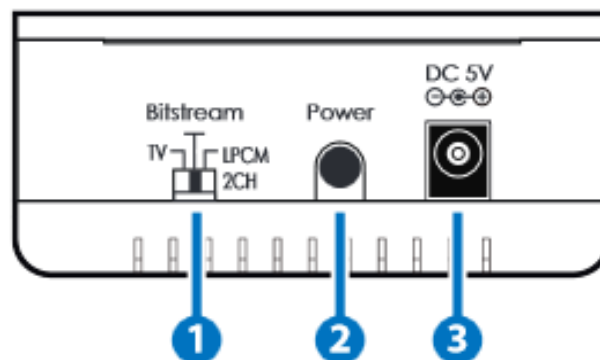
2. Optical Out:

Connect to audio equipment such as an amplifier or Hi-Fi system with an optical cable for digital audio output. Supports up to Bitstream 5.1CH and LPCM 2CH audio.

3. L/R Out:

Connect to audio equipment such as an amplifier or active speakers with a 3.5mm mini-jack cable for analog stereo audio output.

Rear Panel



1. Audio EDID Switch:

This switch allows users to select which audio EDID settings are used for audio output.

TV Mode: Switch to TV mode to use the EDID settings of the display connected to the HDMI output port.

Bitstream Mode: Switch to set the HDMI source device to output the audio in bitstream mode (supports up to 5.1 channels of compressed audio).

LPCM 2CH Mode: Switch to set the HDMI source device to output

the audio in LPCM 2CH mode.

*Note: Depending on the input audio format, the unit may not output audio through all output ports (See **Supported Audio Formats** Section). For Example, there will be no audio output from the L/R analog output port when the input audio format is LPCM 5.1CH.*

2. Power Button:

Press to turn on the unit or to set it into standby mode.

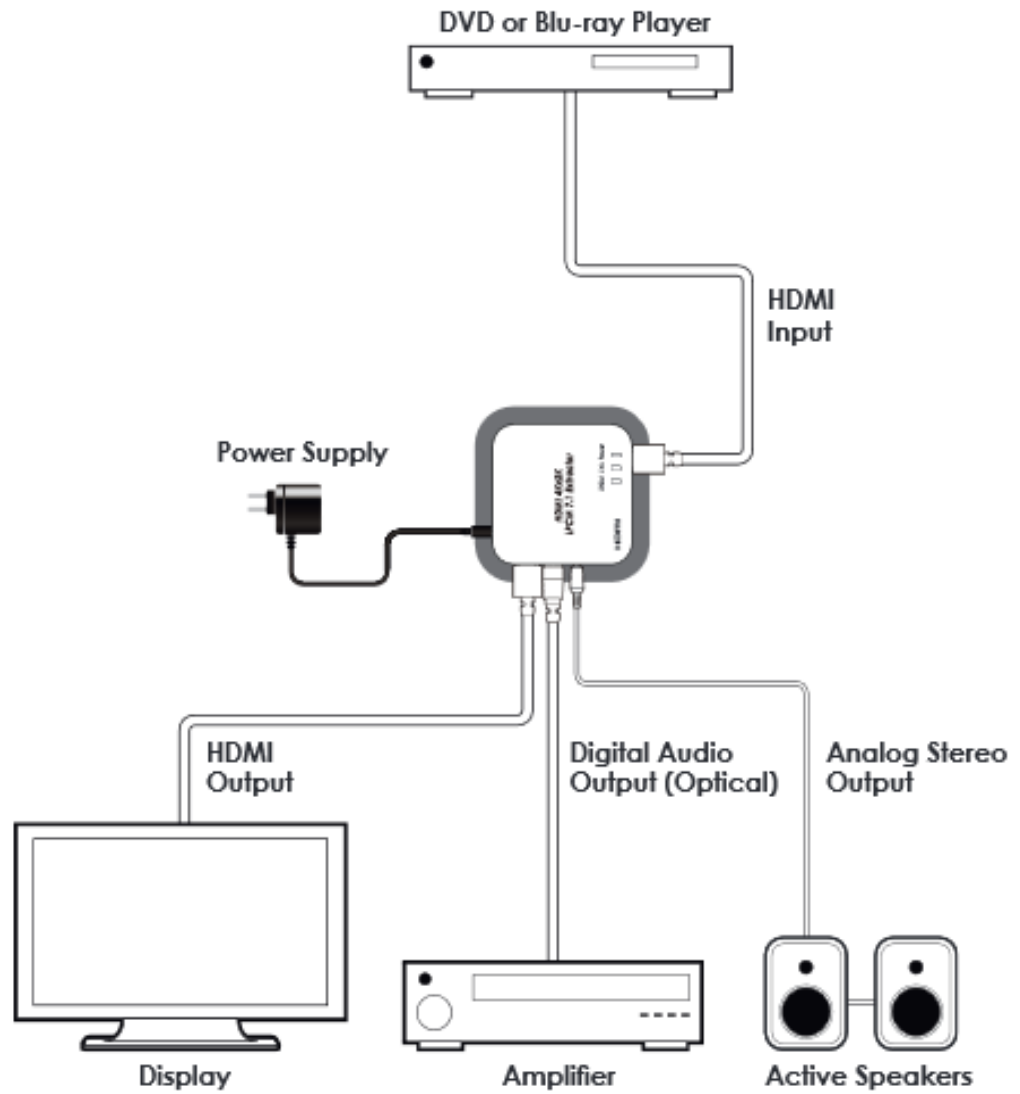
3. DC 5V:

Plug the 5V DC power supply into the unit and connect the adaptor to an AC wall outlet

**Supported
Audio Formats**

Format	Output		
	HDMI	OPTICAL	ANALOG
LPCM 2CH	√	√	√
LPCM 5.1CH	√	-	-
LPCM 7.1CH	√	-	-
Bitstream 5.1CH	√	√	-
Bitstream 7.1CH	√	-	-

Connection Diagram



Specifications

Video Bandwidth	300Mbps/10.2Gbps
Input Ports	1×HDMI, 1×Mini-USB (Manufacturer use only)
Output Port	1×HDMI, 1×Optical, 1×3.5mm Mini-jack,
Audio Sampling Rates	HDMI: Up to 192kHz S/PDIF (Optical): Up to 192kHz
HDMI Audio Formats	LPCM 2/5.1/7.1CH, Dolby Digital 2~5.1CH, DTS 2~5.1CH, Dolby Digital Plus, Dolby TrueHD & DTS-HD Master Audio
Optical Audio Formats	LPCM 2CH, Dolby Digital 2~5.1CH & DTS 2~5.1CH
Analog Audio Format	Analog Stereo 2CH
HDMI Cable I/O Distance	15m (1080p@8-bit), 10m (1080p@12-bit), 10m (4K×2K)
Power Supply	5V/1.2A DC (US/EU standards, CE/FCC/ UL certified)
ESD Protection	Human body model: ±8kV (air-gap discharge) ±6kV (contact discharge)
Dimensions	85mm (W)×87.5mm (D)×34mm(H)
Weight	102g
Chassis Material	Plastic
Color	White
Operating Temperature	0℃~40℃ / 32℉~104℉
Storage Temperature	-20℃ ~ 60℃ / -4℉ ~ 140℉
Relative Humidity	20 ~ 90 % RH (non-condensing)
Power Consumption	2.2 W