

# HDMI Power Inserter - # 15381



**Operation Manual**

## Introduction

The HDMI Power Inserter allows users to add extra power to HDMI connections. When cascading video over long distances, or when the source device (such as a DVD/Blu-ray player or Set-top Box) cannot provide enough power, you are often left with a degraded signal because, without enough power, your video signal will not be stable and you cannot increase your operating distance. The HDMI Power Inserter can solve this by providing up to 5 V/2 A of power to HDMI devices like scalers, splitters or it can power an HDMI Enhancer (with built-in HDMI CDR and equalizer) to stabilize the signal and help to solve HDMI power issues.

## Applications

- Installation usage
- HDMI signal cascading
- Extending HDMI cable distance
- HDMI signal stabilization

## Features

- Provides extra power to an HDMI output while safely disconnecting the original power supply from the HDMI input without interrupting the original HDMI signal
- Supports up to 5 V/2 A
- Over current protection
- Compact and easy to use
- Maximum total input and output cable lengths supported are 16 meter at 8-bit and 10 meter at 12-bit color depth

**Note:**

*Cable distances may vary according to the quality of the source equipment's HDMI signal.*

## System

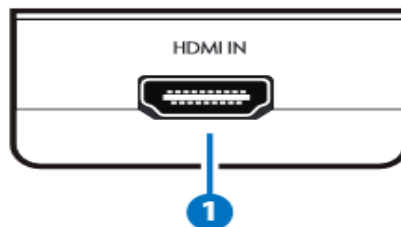
### Requirements

HDMI equipped source device and an HDMI equipped display (TV or monitor) or cascade with another HDMI device to extend the distance.



## Operation Controls and Functions

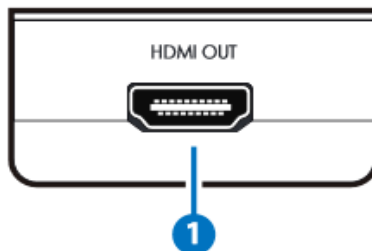
### Left Panel



#### 1. HDMI IN:

Connect to the HDMI source equipment such as a Blu-ray player or an HDMI switcher/HDMI Splitter/HDMI Matrix.

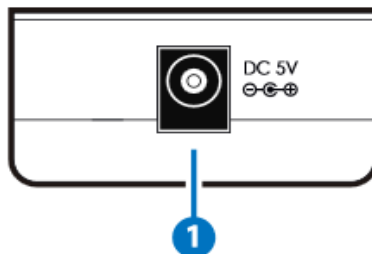
### Right Panel



#### 1. HDMI OUT:

Connect to your HDMI transmitter box or display to overcome the shortage of the power from the source.

### Front Panel



#### 1. DC 5V:

Connect to the 5V DC power supply into the unit and plug the adaptor to an AC wall outlet.

## Specifications

Input Port	1×HDMI (Female connector)
Output Port	1×HDMI (Female connector)
Input Cable Distance	8 m/1080p@8-bit 5 m/1080p@12-bit
Output Cable Distance	8 m/1080p@8-bit 5 m/1080p@12-bit
ESD Protection	Human Body model: ±8kV (air-gap discharge) ±4kV (contact discharge)
Dimensions	46 mm (W)×45.5 mm (D)×23.5 mm (H)
Weight	30 g
Chassis Material	Plastic
Silkscreen Color	Black
Operating Temperature	0 °C~40 °C/32 °F~104 °F
Storage temperature	-20 °C~60 °C/-4 °F~140 °F
Relative Humidity	20~90% RH (no condensation)
Power Consumption	0.25 W~10 W (Max)
Output Total Power	12 W (Max)

## Connection Diagram

