

HDMI Audio Extractor

- ID# 867



Operation Manual

Introduction

The HDMI™ Audio Extractor is a device that allows you to extract audio signals from your HDMI/DVI source. When connecting with a TV or display you don't always get great audio, or in the case of a display, no audio at all, so with this Audio Extractor you can take your original HDMI audio signal and convert it to optical and L/R audio. What this means is that you can output your audio signal to external speakers or extend your audio signal, the HDMI™ Audio Extractor is the perfect choice.

Applications

- Game entertainment on monitor
- Demonstration display
- Showroom display

System Requirements

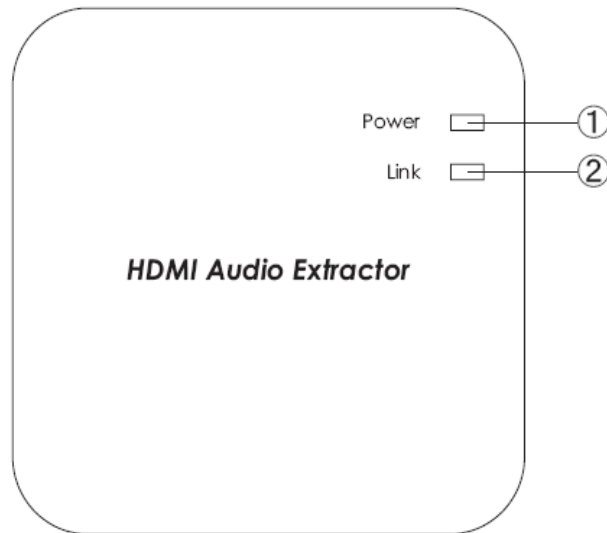
Input source equipments and output display TV/monitor and or amplifier/active speaker with connection cables.

Features

- Compliant with HDMI 1.3, HDCP 1.2 and DVI 1.0
- Supports HDMI Sample Rates up to 192 kHz
- Supports Optical Sample Rate up to 48 kHz
- Supports TMDS clock frequency rate 225MHz
- Supports high-bit-rate (HBR) audio
- HDMI cable distance testing showed that with 1080p 8bit resolution, the input & output can run up to 15 meters
- Low power consumption
- Support built-in audio EDID switch of LPCM2,5.1/7.1 or Bitstream

Operation Controls and Functions

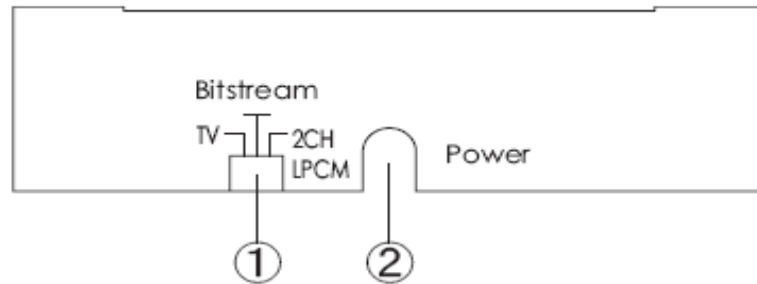
Top Panel



1. Power LED: The red LED will illuminate when the power is connected with AC wall outlet.

2. LINK: The LED will illuminate in blue when both the source and the display are sync together. This LED will also blink once while the power is turned on.

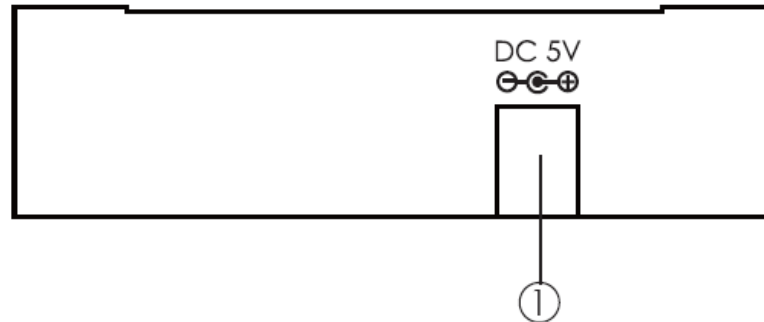
Right Panel



① **Bitstream TV/2CH LPCM:** This switch allows user to select the audio output preference from HDMI to HDMI (TV), Optical (Bitstream) or L/R(2CH LPCM).

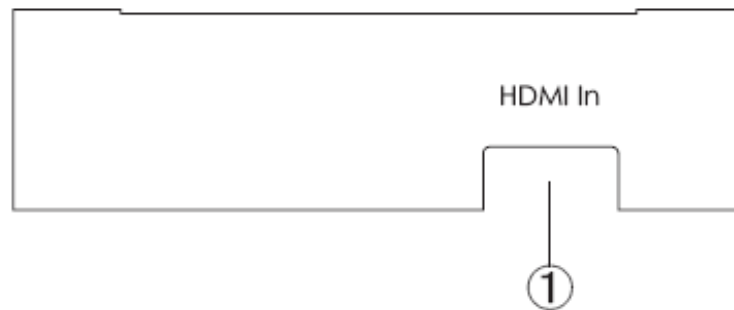
② **Power Button:** Press this button switch ON or set the device to standby mode.

Left Panel



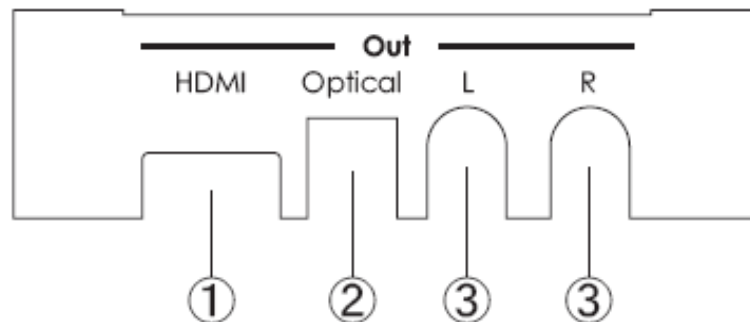
① **DC 5V:** This slot is where you plug the 5V DC power supply into the unit and connect the adaptor to an AC wall outlet.

Upper Panel



① **HDMI In:** This slot is to connect to source equipment such as DVD/Blue-Ray player with HDMI cable.

Rear Panel



① **HDMI Out:** This slot is to connect with display TV/monitor and HDMI cable for video and audio signal output.

② **Optical Output:** This slot is to connect with audio equipment such as amplifier system or Hi-Fi speaker with optical cable for audio signal output.

③ **L/R Output:** These slots are to connect with audio equipment such as CD player or active speaker with L/R RCA jack for audio signal output.

Specifications

Input Port	1 x HDMI
HDMI Sample Frequency	Up to 192 kHz
Optical Sample Frequency	Up to 48 kHz
Output Port	1 x HDMI, 1 x Optical, 1 x L/R
HDMI Audio Format	PCM2/5.1/7.1, Dolby 5.1, DTS 5.1, DD+, D-TrueHD,DTS-HD
Optical Audio Format	PCM2, Dolby 5.1, DTS 5.1
L/R Audio Format	LPCM2
Power Supply	5V / 1.2A DC (US/EU standards,CE/FCC/UL certified)
ESD Protection	Human body model:± 8kV (air-gap discharge) ± 6kV (contact discharge)
Dimensions(mm)	100 (W) x 70 (D) x 20(H)
Weight(g)	90
Chassis Material	Plastic
Silkscreen Color	White
Power Consumption	100W
Operating Temperature	0°C ~ 40°C / 32°F ~ 104°F
Storage Temperature	-20°C ~ 60°C / -4°F ~ 140°F
Power Consumption	1.5W
Relative Humidity	20 ~ 90% RH (non-condensing)

Connection and Installation

