

HDMI ARC to Analog Audio Converter - # 15209



Operation Manual

Introduction

The ARC to Analog Audio Converter is designed to get HDMI audio signal from the TV's ARC (Audio Return Channel) output and send out to active speakers or amplifier. Allowing immediate enjoyment over HDMI audio without delay and obstruct. Supporting HDMI sampling rate up to 192kHz and output analog 2CH audio

Features

- Supports Digital to Analog audio Conversion (DAC)
- Supports HDMI sampling rate up to 192kHz
- Synchronous output sound on TV and Line out
- Elegant design and easy to install/using
- Plug and play with no software require

Applications

- Analog audio sound system over digital audio signal
- TV audio output over active speakers
- Video Game player

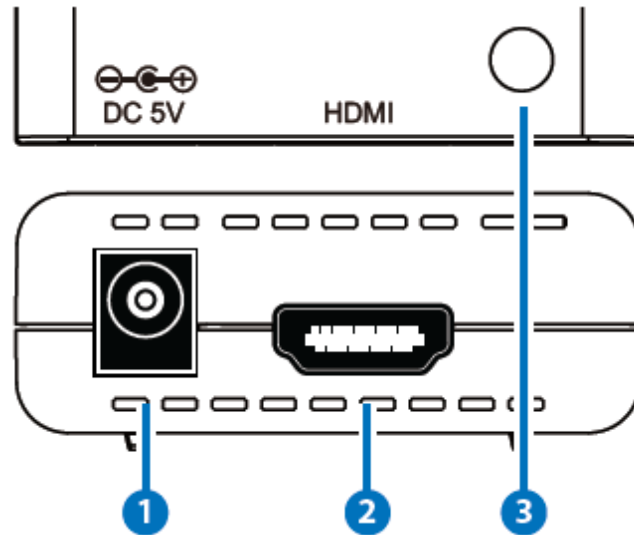
System

Requirements

Input TV from ARC connection with audio signal and output active speakers, amplifier

Operation Controls And Functions

Front Panel



1. DC 5V:

Plug the 5V DC power supply into the unit and connect the adaptor to an AC outlet.

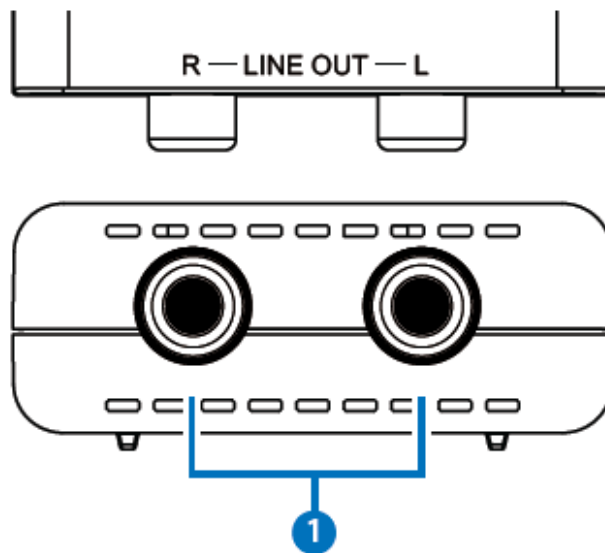
2. HDMI:

Connect from TV's ARC connector with Audio signal activated.

3. Power LED:

This LED will illuminate when the device is connected with power supply.

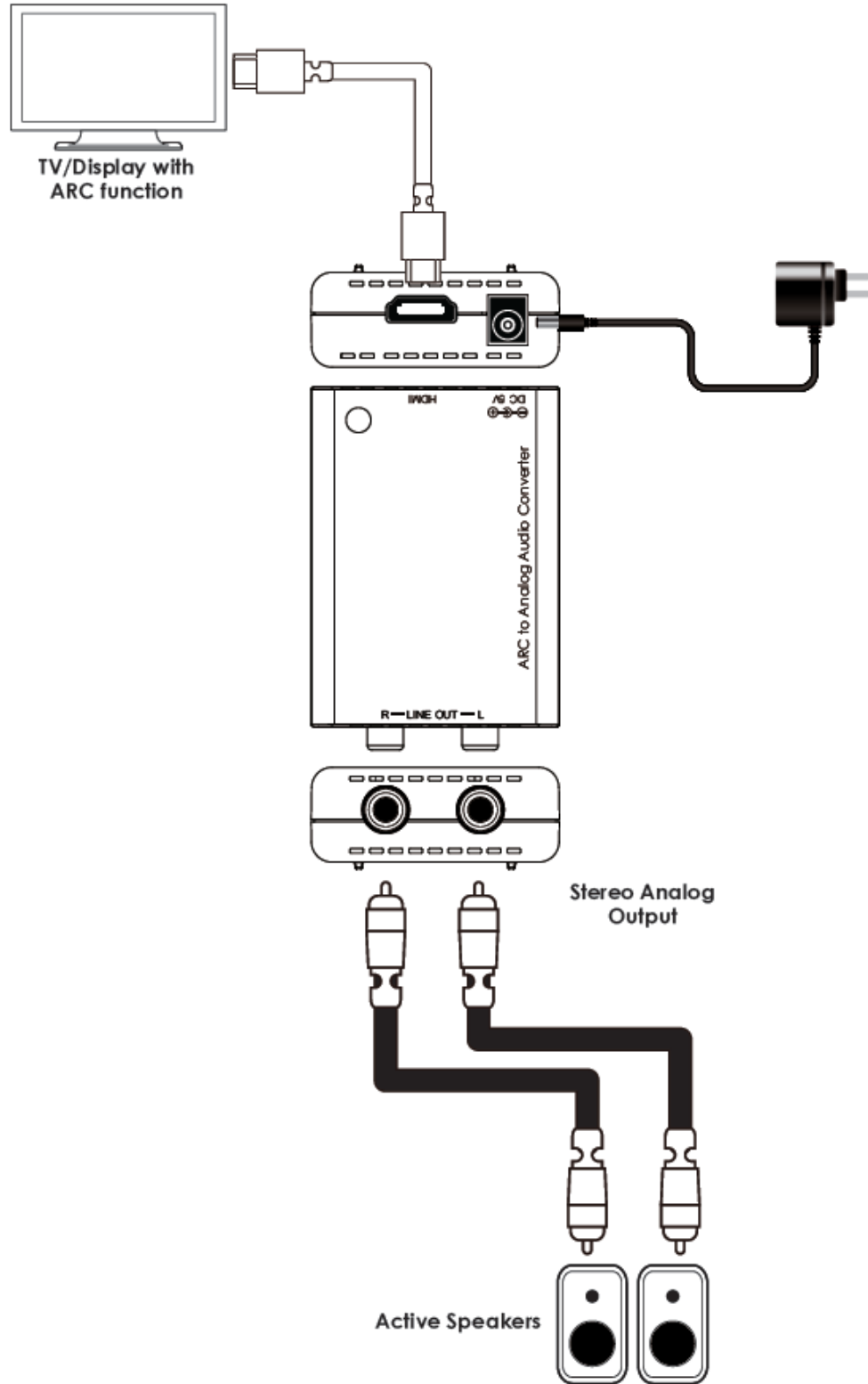
Rear Panel



1. Line OUT:

Connect the R/L OUT to amplifier, active speakers.

Connection



Specifications

| | |
|------------------------------|---|
| HDMI ARC port | 1 x HDMI |
| Output Port | 1 x L/R (Analog Stereo 2RCA) |
| ESD Protection | Human body model: ±8 kV (air-gap discharge) ±4 kV (contact discharge) |
| Power Supply | 5V DC/ 2.6A (US/EU standards, CE/FCC/UL certified) |
| Dimensions (mm) | 55(W) x 82(D) x 22.5(H) |
| Weight(g) | 46 |
| Chassis Material | Plastic |
| Silkscreen Color | White |
| Operating Temperature | 0°C ~ 40°C / 32 °F ~ 104 °F |
| Storage Temperature | -20°C ~ 60°C / -4 °F ~ 140 °F |
| Relative Humidity | 20 ~ 90% RH (non-condensing) |
| Power Consumption | 1W |