

HDMI v1.4 1 input 4 output 4Kx2K  
Splitter - ID# 15145



Operation Manual

## Introduction

The v1.4 1x4 HDMI 4Kx2K Splitter is a high performance splitter that supports 4K×2K, 3D, 12-bit Deep Color as well as High Definition Lossless Audio. With its 3Gbps bandwidth and the additional features of the latest HDMI standards you can be sure of great HDMI distribution.

## Features

- Supports HDTV resolutions up to 4K×2K/30 Hz
- HDMI and DVI compatible
- Supports 1080p@60Hz, Deep Color 12-bit
- Supports LPCM 7.1CH, Dolby TrueHD, and DTS-HD Master Audio
- Supports 3D

## Applications

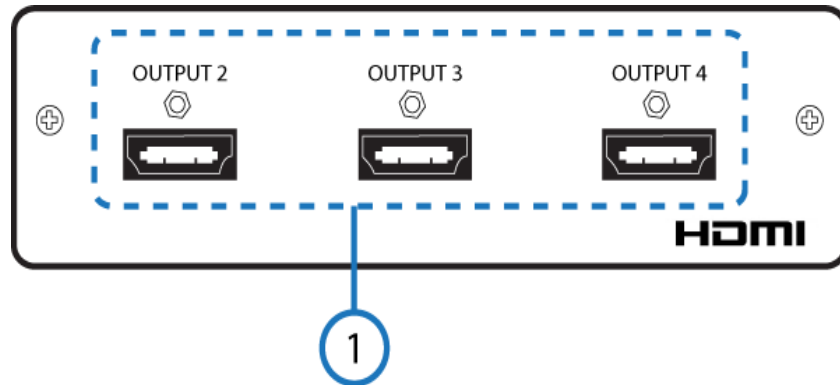
- Simultaneously display one HDMI source on 2 TVs/projectors
- Showroom display
- University lecture hall display
- Retail sales display
- Commercial presentation switcher/scaler

## System Requirements

- HDMI equipped source devices such as a DVD/Blu-ray play with HDMI cables or DVI to HDMI cables
- HDMI equipped displays (TVs or monitors) with HDMI cables

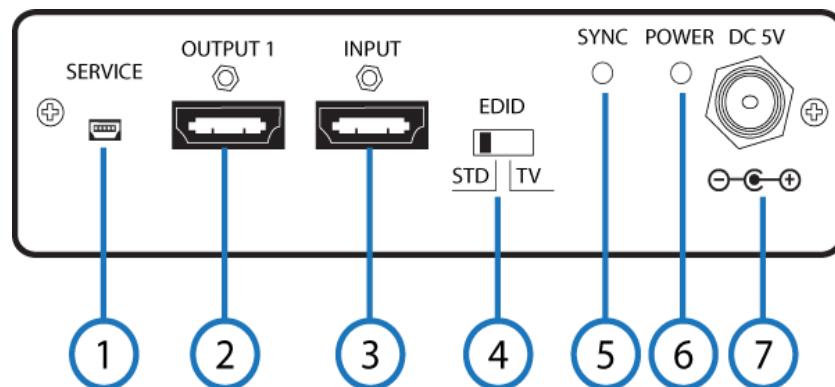
## Operation Controls and Functions

### Front Panel



#### 1. HDMI OUTPUT

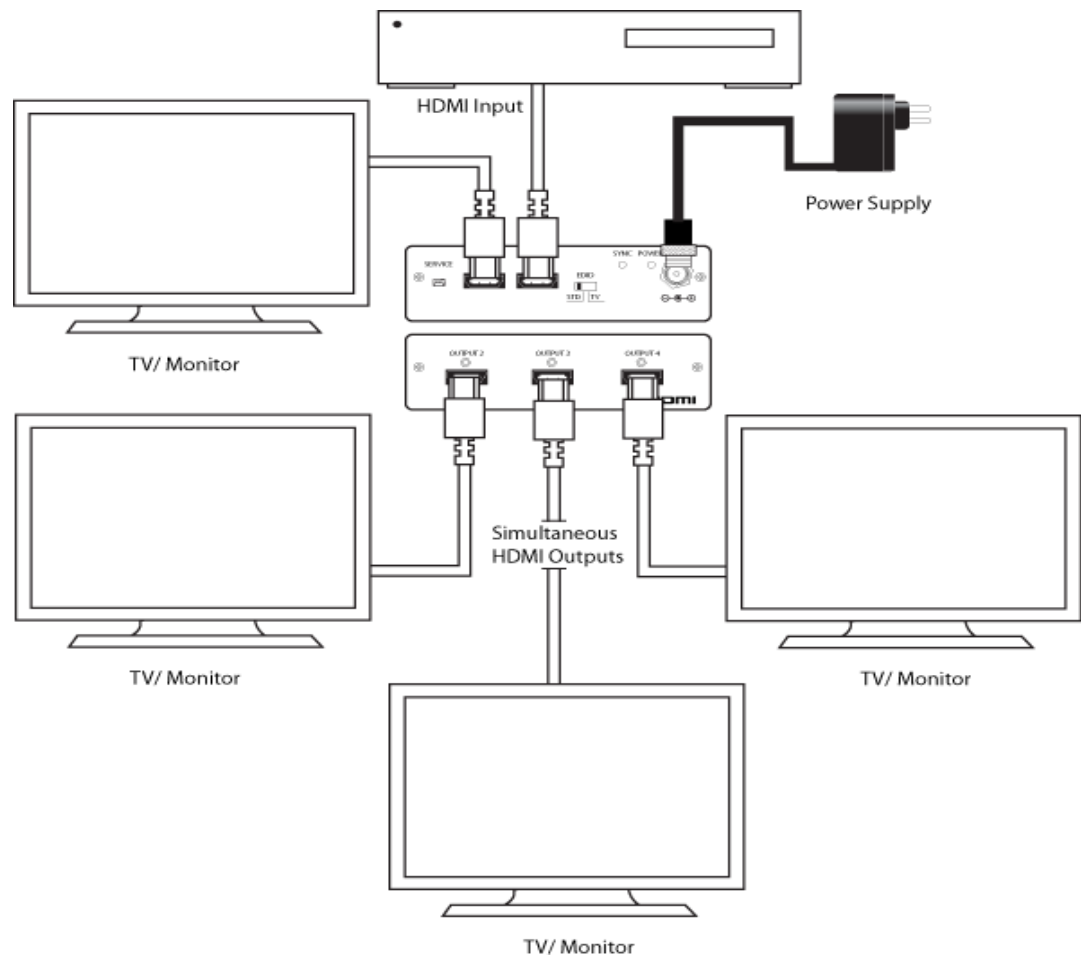
Connect each of the output ports to the HDMI display for simultaneous HDMI distribution.



### Back Panel

- 1. SERVICE:** Manufacturer use only.
- 2. HDMI OUTPUT:** Connect each of the output ports to the HDMI display for simultaneous HDMI distribution.
- 3. HDMI INPUT:** Connect the input port to the HDMI or DVI output of your source equipment such as DVD player or set-top box.
- 4. EDID STD/TV:** The default factory setting is TV, when in this mode, the unit will detect the first HDMI output source's EDID settings and record in the unit's memory. If there are any audio or video issues then switch the unit to STD mode and power cycle it. The Splitter will scan all connected displays and provide the highest common settings.
- 5. SYNC LED:** The LED will illuminate when the HDMI source signal is connected to the input port.
- 6. POWER LED:** The power LED will illuminate when the unit is powered.
- 7. DC 5V:** Connect the 5V DC power supply into the splitter and Plug the adaptor to AC wall outlet.

## Connection Diagram



## Specifications

<b>Video Bandwidth</b>	300 MHz/9 Gbps
<b>Input Port</b>	1×HDMI (Female connector) 1×USB (Manufacturer use only)
<b>Output Ports</b>	4 HDMI (Female connector)
<b>Output Resolution</b>	480i~1080p@50/60, 1080p@24/50/60, VGA~UXGA, 4K×2K@30
<b>ESD Protection</b>	Human body model: ±8 kV (air-gap discharge) ±4 kV (contact discharge)
<b>Dimensions</b>	142 mm (W)×105 mm (D)×38 mm (H)
<b>Weight</b>	378 g
<b>Chassis Material</b>	Metal
<b>Silkscreen Color</b>	Black
<b>Operating Temperature</b>	0 °C~40 °C/32 °F~104 °F
<b>Storage Temperature</b>	-20 °C~60 °C/-4 °F~140 °F
<b>Relative Humidity</b>	20~90 % RH (non-condensing)
<b>Power Consumption</b>	3.3 W