

HDMI to HDMI Switch
2 input – 1 output ID# 543



Operation Manual

Introduction

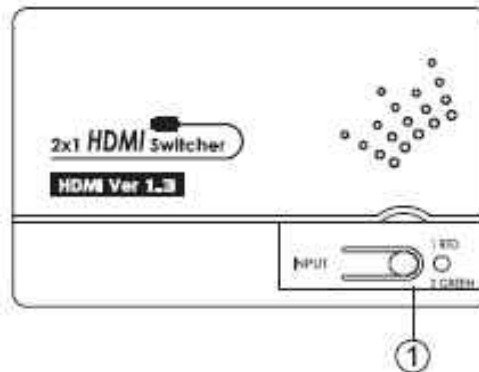
The HDMI to HDMI Switch 2 in – 1 out is a high performance HDMI switcher. It allows two HDMI sources to share one HDTV display. Simply pressing input button to select your desired HDMI source for display on the HDTV.

Features

- HDMI 1.3, HDCP 1.1 and DVI 1.0 compliant.
- Supports 30/36/48 bit color depth display.
- Supports High Definition audio - Dolby Digital TrueHD and DTS-HD.
- Auto Signal Enhancement feature can improve signal quality after long distance transmission.
- LED indicators.
- Ideal for home theater integration.
- Supports high resolution input:
- **PC:** VGA, SVGA, XGA, SXGA, UXGA (1600 x 1200) and 1920 x 1200 &
- **HDTV:** 480i, 480p, 576i, 576p, 720p, 1080i and 1080p
- Easy to install and simple to operate.

Operating Functions and Controls

Top Panel

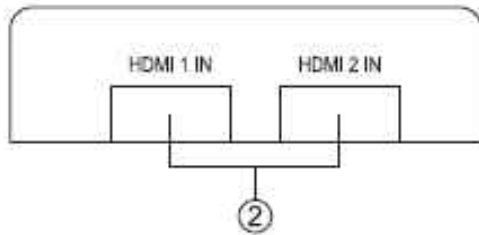


1. Input LED Indicator:

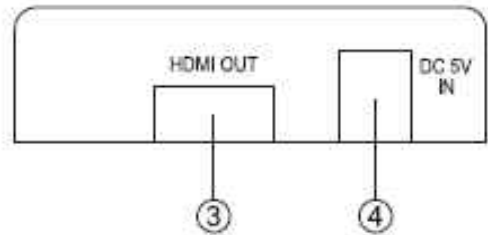
The LED will illuminate when the power is connected.

Red/Green LED indicates the input status. Press the "INPUT" button to select between HDMI IN1 and HDMI IN2.

Front Panel



Rear Panel



2. HDMI inputs: Connect your various HDMI sources to the 2 HDMI inputs of unit using HDMI cable.

3. HDMI output: Connect the HDMI out of the unit to the HDMI input of your display using HDMI cable.

4. Power:

Plug the 5VDC power supply into the unit and connect the adaptor to AC wall outlet.

Specifications:

- Frequency bandwidth: 2.25Gbps(single link)
- Inputs: 2 x HDMI female ports (Type A connector)
- Output: 1 x HDMI female port (single link)
- 5VDC power supply
- Weights: 0.26kgs
- Dimensions: 100(W) x64(D) x 18.5(H) mm

Connection and Installation

